



AVL LOOMS

AVL Looms, Incorporated

2360 Park Avenue, Chico, California 95928-8305

Phone: 530-893-4915 Fax: 530-893-1372 www.avlusa.com

Jacq3G Lubrication Schedule

This document provides information regarding lubricating the Jacq3G mechanisms. The points described below are intended for yearly lubrication. However, the one year periodicity is subject to the unique conditions that each loom encounters. For example, a loom in constant usage should be lubricated more often, perhaps even once per quarter. The loom owner is responsible for monitoring the need for lubrication and adjusting the schedule as required.

Lubricant

You will need two types of lubricant for your Jacq3G loom:

- Clear & Dry Spray Lubricant (we recommend RZ-50 brand)
- Clear Grease (we recommend Tri-Flow brand)


Tri-Flow is found at bicycle shops. RZ-50 is found in hardware stores.



Lubrication Points

Dry Lubricant: Note the red arrows and circles in the following pictures for lubrication points.

- Ball transfers – there are at minimum 24 of these on your loom. You want to spray down at where the roller ball touches the channel.





AVL LOOMS

AVL Looms, Incorporated


2360 Park Avenue, Chico, California 95928-8305

Phone: 530-893-4915 Fax: 530-893-1372 www.avlusa.com

- Chain – both the drive and Dial-A-Sett (DAS) chain and sprockets should be lubricated.



- DAS thrust bearings – there are four of these (inner, outer, upper, lower)





AVL LOOMS

AVL Looms, Incorporated


2360 Park Avenue, Chico, California 95928-8305

Phone: 530-893-4915 Fax: 530-893-1372 www.avlusa.com



- DAS threaded rod and adjuster blocks – upper and lower



- Drive shaft and pulley rollers – all four sides and rollers



- Module pulley bearings



Module




AVL LOOMS

AVL Looms, Incorporated

2360 Park Avenue, Chico, California 95928-8305

Phone: 530-893-4915 Fax: 530-893-1372 www.avlusa.com

- Hooks and knives -- for rust protection (DO NOT SPRAY ONTO CIRCUIT BOARD!)



Grease: Note the red arrows and circles in the following pictures for lubrication points.

- Slide bearings and channels – apply lightly in grooves and directly on ball bearings. Q-Tips work great for this work.

